



***NKGSB Co-operative
Bank Ltd.*** *(Multi-State Scheduled Bank)*

**NKGSB CO-OP BANK LTD
INFORMATION TECHNOLOGY DEPARTMENT**

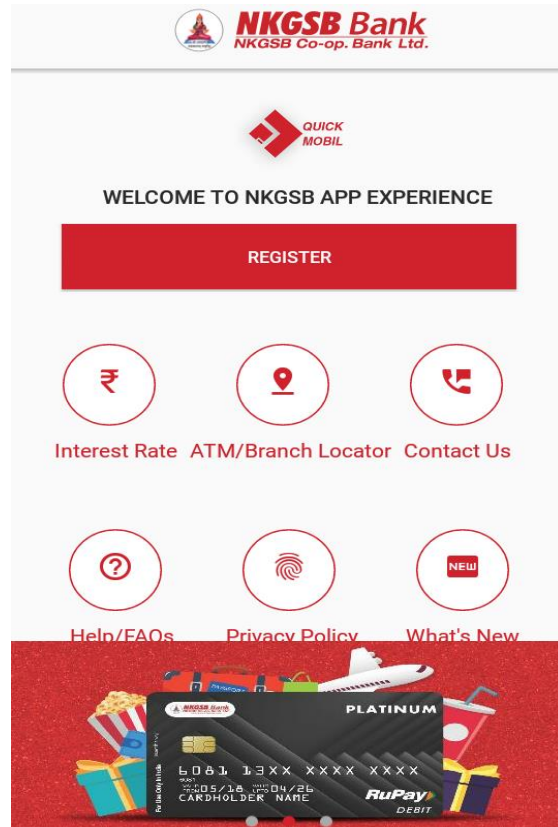
**USER MANUAL ON
MOBILE BANKING APPLICATION**

[QUICK MOBIL]

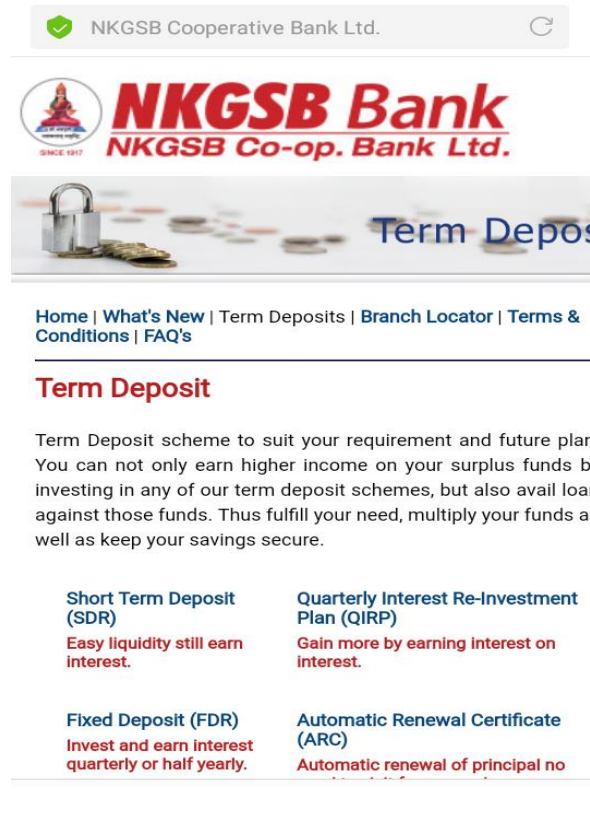
Version 1.3

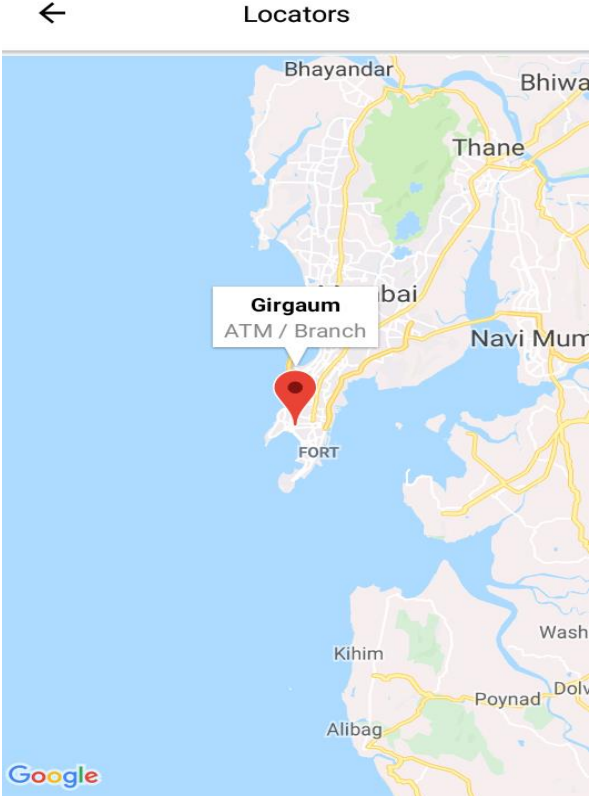


Registration of Mobile Banking

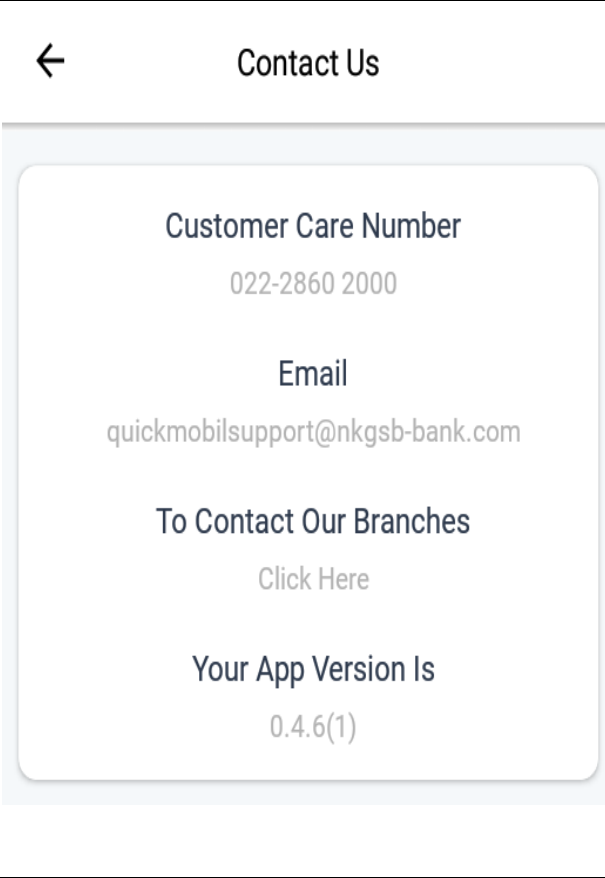


Interest rate icon





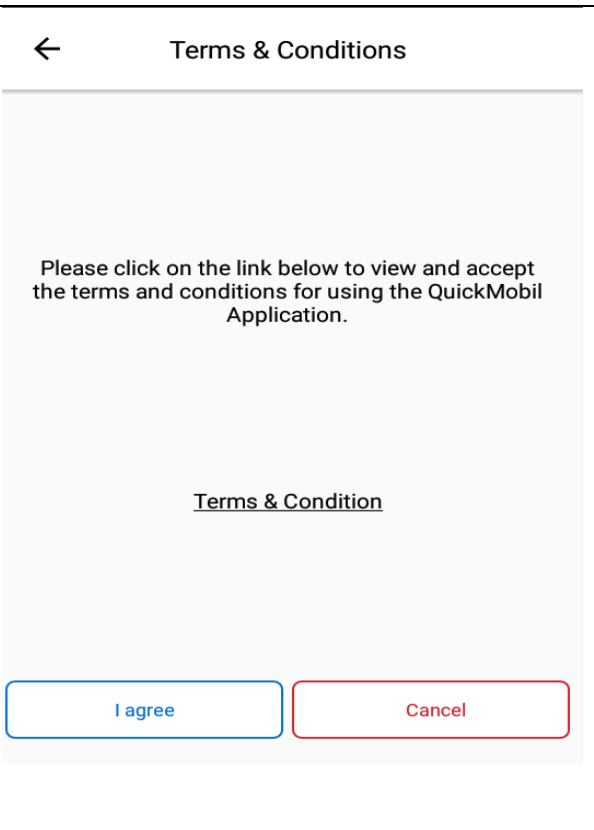
ATM branch /Locator icon	
Contact icon	



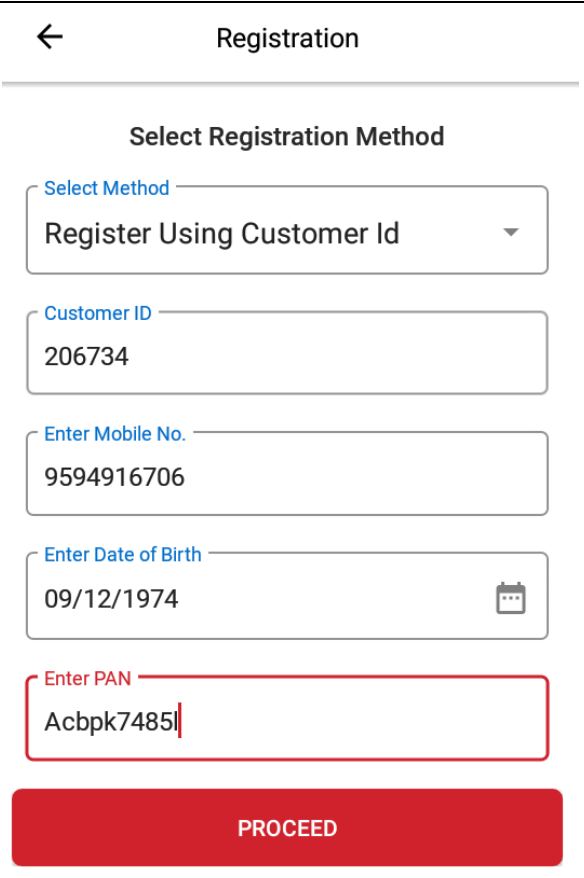
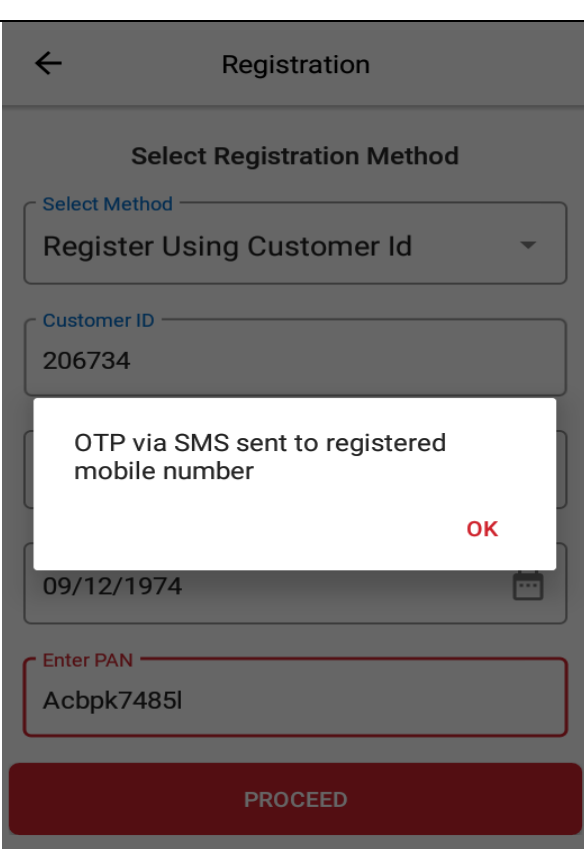
	
FAQs icon	

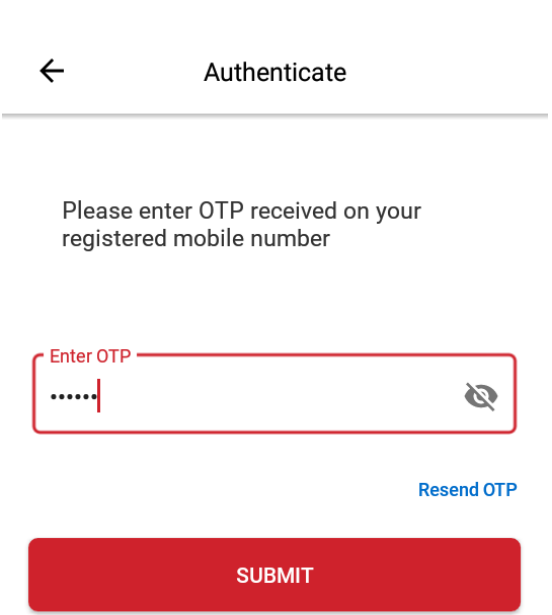



	<div style="text-align: right; margin-bottom: 10px;">← FAQs</div> <div style="border: 1px solid #ccc; padding: 10px; margin-bottom: 10px;"> <p>What is NKGSB Bank Mobile Banking Application - Quick MOBIL?</p> <p>NKGSB Quick MOBIL is a mobile application that allows you to access your bank account(s) using a mobile phone or any smart hand held device. You can view account related information, transfer funds, pay bills and recharge your mobile and a lot more using this application.</p> </div> <div style="border: 1px solid #ccc; padding: 10px; margin-bottom: 10px;"> <p>Who can use NKGSB Quick MOBIL application?</p> <p>An existing NKGSB Bank customer with a savings/current account (Proprietor) can avail the mobile banking facility. Eligibility – * Type of Account: Constitution (Mode of Operation) Saving Account: Single (Self) - Joint (Either or Survivor) Current Account: Single (Proprietor) - Joint (Either or Survivor) Cash Credit Account: Single (Self) - Joint (Either or Survivor) Overdraft Account: Single (Self) - Joint (Either or Survivor)</p> </div> <div style="border: 1px solid #ccc; padding: 10px;"> <p>What are the facilities available on NKGSB Quick MOBIL?</p> <p>NKGSB Quick MOBIL is very simple to use. Facilities are available like Mini statement, Balance Enquiry, Funds Transfer, Bill payments and Mobile recharges. NKGSB Quick MOBIL also gives you added features like ATM/ Branch Locator.</p> </div>
<p>Privacy Policy icon</p>	<div style="text-align: right; margin-bottom: 10px;">← Privacy Policy</div> <div style="text-align: center; margin-bottom: 10px;">  </div> <p>Preamble</p> <p>“NKGSB BANK”, or “NKGSB Co-operative Bank Ltd.” or “Bank” means “NKGSB Co- operative Bank Ltd.” being Registered under the Multi State Co-operative Societies Act, 2002, under registration No. MSCS/CR/64/96 of 29/11/1996 and having its Registered Office at Laxmi Sadan, 361, V.P. Road, Girgaum, Mumbai 400004 This Mobile Privacy Policy (“Policy”) applied to users of mobile banking of the “NKGSB Co-operative Bank Ltd.” Referred as “you” The term NKGSB Co-operative Bank Ltd. or “we”, “us” or “our” in any mobile banking application we own and control and in this Policy refers to NKGSB Co-operative Bank Ltd. and our affiliates or subsidiaries. This Policy describes how the mobile banking application hereafter known as “QuickMobil” or “[NKGSB QuickMobil]” or “Mobile Banking Application” to collect, use and share information from or about you and explains how the information may be shared or used.</p> <p>Agreement to Policy</p> <p>By viewing Mobile Banking Application or [QuickMobil] of NKGSB Co-operative Bank Ltd. or by using NKGSB Bank’s website “http://www.nkgsb-bank.com” on a mobile device, you consent to this</p>

<p>What's New icon</p>	
<p>After clicking 'Register' user has to accept 'Terms and conditions'</p>	

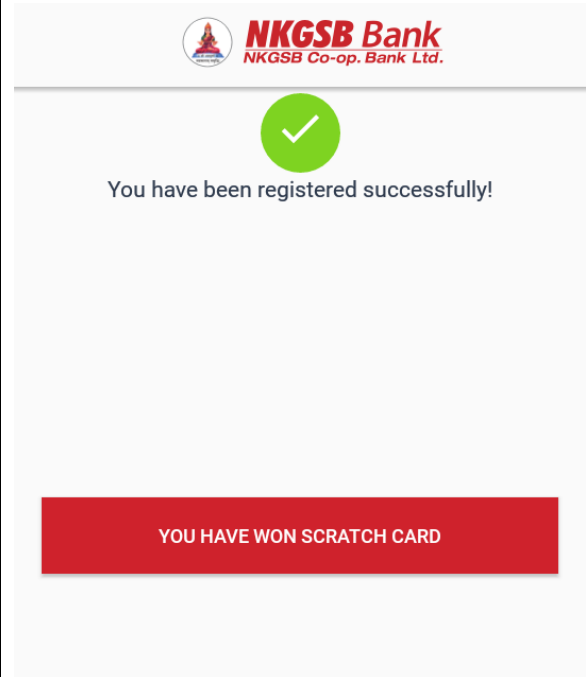


<p>Required following details - CIF Mobile No. Date of Birth PAN</p>	 <p>Registration</p> <p>Select Registration Method</p> <p>Select Method Register Using Customer Id</p> <p>Customer ID 206734</p> <p>Enter Mobile No. 9594916706</p> <p>Enter Date of Birth 09/12/1974</p> <p>Enter PAN Acbpk7485l</p> <p>PROCEED</p>
<p>OTP will be received on registered mobile number.</p>	 <p>Registration</p> <p>Select Registration Method</p> <p>Select Method Register Using Customer Id</p> <p>Customer ID 206734</p> <p>OTP via SMS sent to registered mobile number</p> <p>OK</p> <p>09/12/1974</p> <p>Enter PAN Acbpk7485l</p> <p>PROCEED</p>

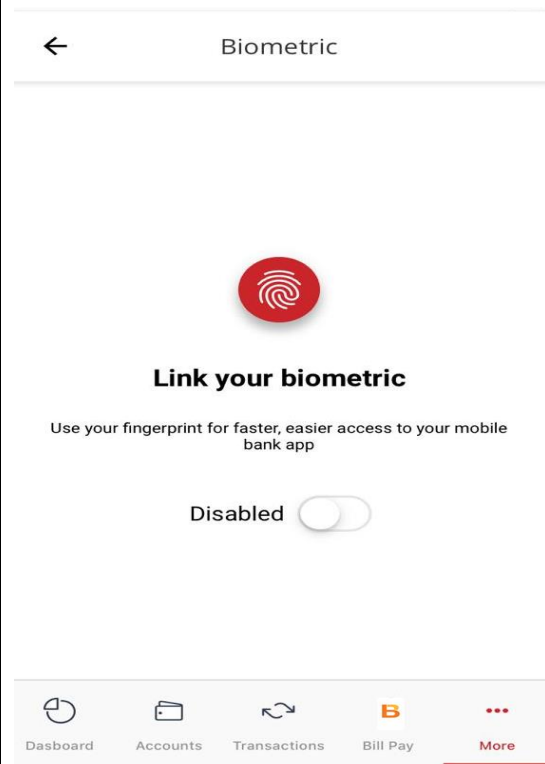
<p>Need to enter OTP for Authentication</p>	 <p>← Authenticate</p> <hr/> <p>Please enter OTP received on your registered mobile number</p> <p>Enter OTP <input type="text" value="....."/></p> <p>Resend OTP</p> <p>SUBMIT</p>
<p>User can create his/her own 6 digits PIN</p>	 <p>← Create MPIN</p> <hr/> <p>Create your 6 digit M-pin</p> <p>Enter M-PIN <input type="text" value="....."/></p> <p>Repeat M-PIN <input type="text" value="....."/></p> <p>PROCEED</p>

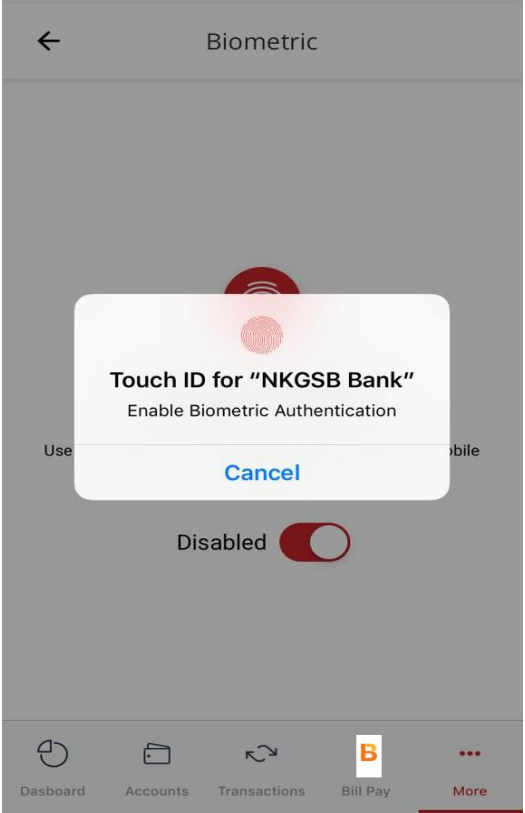
After successful registration or creation of PIN, message will be on the screen

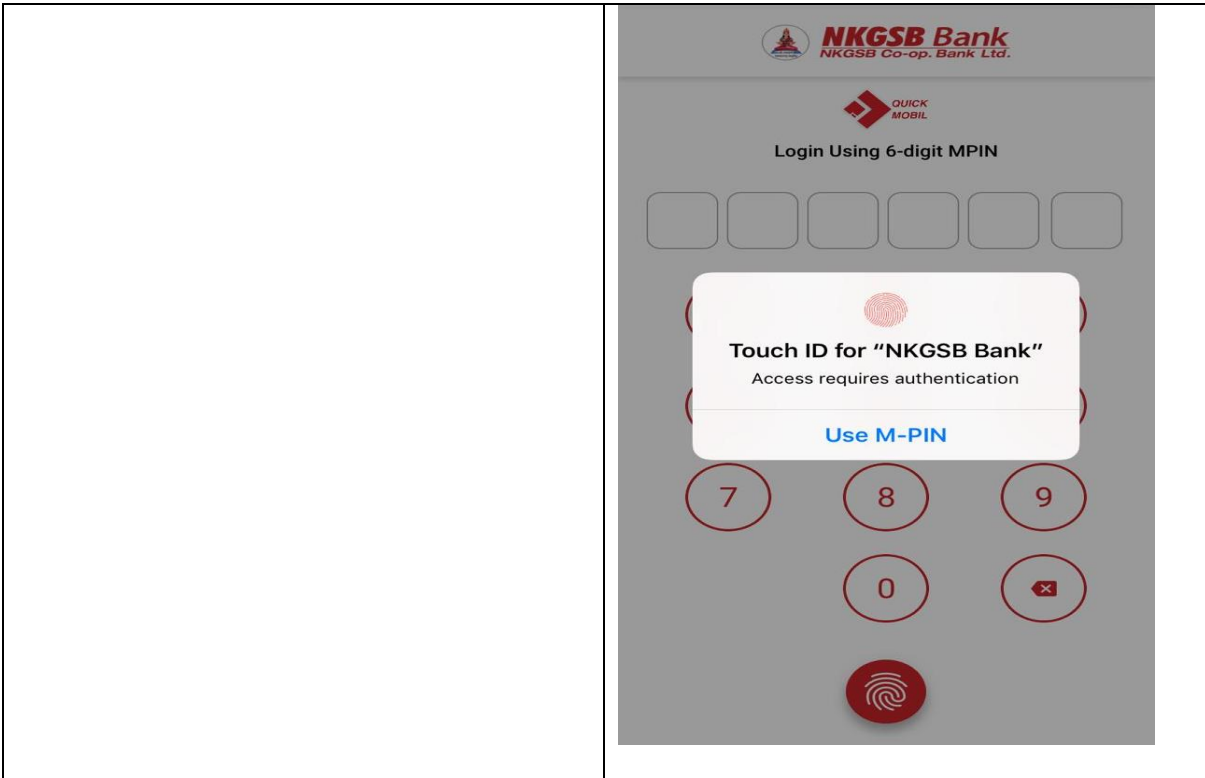
Scratch card for first time registration (one time)



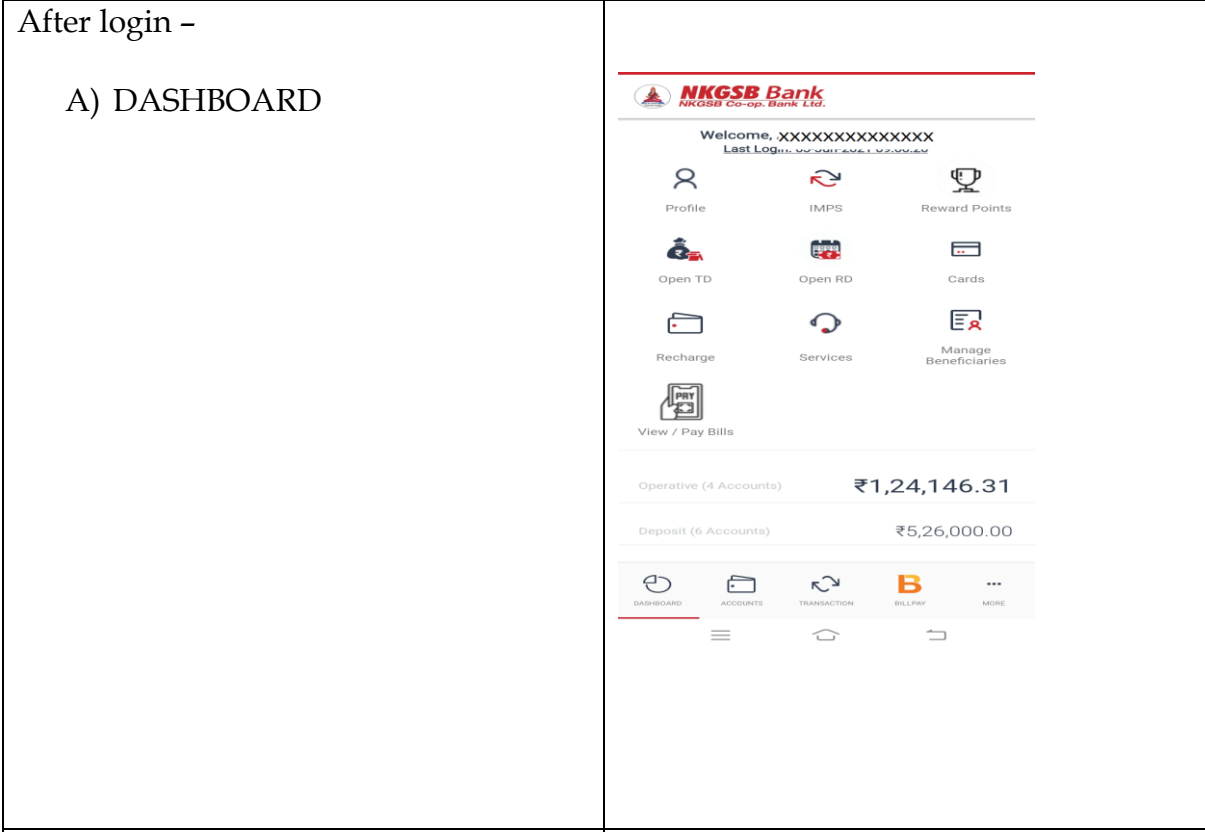
To register through Biometric, user has to enable functionality by giving access



<p>After clicking on the 'Disabled' , user will get the message of 'Enable Biometric Authentication'</p>	
<p>Then user can use 'finger print' login option instead of mPIN option.</p>	









After login -



Profile



**NKGSB Co-operative
Bank Ltd.** (Multi-State Scheduled Bank)

	<p style="text-align: center;"> Profile</p> <hr/> <p>Customer ID 206734</p> <hr/> <p>Customer Name ATUL VASANT KAKIRDE</p> <hr/> <p>Address A7 2ND FLR LAXMI PRALHAD CHSTILAK NAGAR DOMBIVALI EASTNR TILAK NAGAR SCHOOLDOMIN421201</p> <hr/> <p>Mobile Number 959XXXX706</p> <hr/> <p>Email Id AT*****DE@GMAIL.COM</p> <hr/> <p>PAN ACBXXXX85L</p> <hr/> <p>Aadhaar Number 9008 XXXX 0636</p> <div style="display: flex; justify-content: space-around; align-items: center;"><div style="text-align: center;"> DASHBOARD</div><div style="text-align: center;"> ACCOUNTS</div><div style="text-align: center;"> TRANSACTION...</div><div style="text-align: center;"> BILLPAY</div><div style="text-align: center;"> MORE</div></div>
Accounts details	


←
Accounts


Welcome to Account Summary!
Please tap an account group to view account details


Operative (4 Accounts)	₹ 1,31,430.81	▼
Deposit (1 Accounts)	₹ 6,022.00	▼
Loan (3 Accounts)	₹ 46,18,496.00	▼


Total Balance


₹ 1,31,430.81


DASHBOARD


ACCOUNTS


TRANSACTION


BILLPAY


MORE

Accounts with further drill down


←
Accounts


Welcome to Account Summary!
Please tap an account group to view account details


Operative (4 Accounts)	₹ 1,31,430.81	▼
013100100004000	₹ 40,300.51	>
013100100005760	₹ 81,054.80	>
013100100009472	₹ 6,112.91	>
013100100009993	₹ 3,962.59	>
Deposit (1 Accounts)	₹ 6,022.00	▼
Loan (3 Accounts)	₹ 46,18,496.00	▼


Total Balance


₹ 1,31,430.81


DASHBOARD


ACCOUNTS


TRANSACTION


BILLPAY


MORE

Operative account:-

By clicking on any one account, account details

Statement – by default last 10 transactions
a)

Date	Description	Amount
02/09/2019	PhonePe/Payment for categor	₹ 10,000.00
02/09/2019	NEFT LAXMAN G IYER IBKL 190902i230005885	₹ 37,535.39
01/09/2019	IMPS/REM/MOB/ 924413165269/5612307073/ KKBK0001416/	₹ 10.00
01/09/2019	IMPS/REM/MOB/ 924413165269/5612307073/ KKBK0001416/	₹ 27,535.39
31/08/2019	APBS CR BLPGCM124760DT3008 1134601624	₹ 25.00
31/08/2019	APBS CR BLPGCM124760DT3008 1134601624	₹ 27,545.39

<p>b)</p>	
<p>User can view statement upto 2 years and if required use email facility</p>	

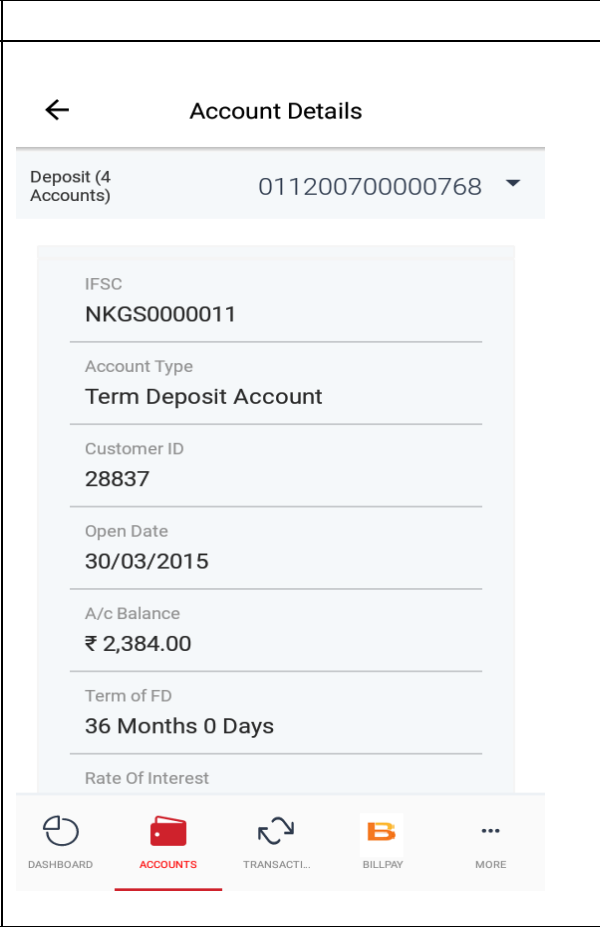
User can go down and take 'period wise' statement also e.g. upto date 13.08.2018

Date	Description	Instrument	Amount Balance
13/08/2018	ATUL		₹ 100.00 ₹ 40,300.51
13/08/2018	T		₹ 100.00 ₹ 40,200.51
13/08/2018			₹ 100.00 ₹ 40,300.51
13/08/2018			₹ 100.00 ₹ 40,400.51
10/08/2018	TEST		₹ 9.00 ₹ 40,500.51
10/08/2018	Dr. for :NEFT NKG...		₹ 11.00 ₹ 40,491.51
10/08/2018	Charges for :NEFT...		₹ 2.94 ₹ 40,502.51
10/08/2018			₹ 100.00 ₹ 40,505.45
10/08/2018			₹ 1.00

<p>From 01.04.2018 (there were no transactions from 01.04.2018 till 03.04.2018)</p>	<p>Account Details</p> <table border="1"> <tr> <td>27/04/2018</td> <td></td> <td>₹ 25,628.00</td> </tr> <tr> <td>SALARY Apr18</td> <td></td> <td>₹ 6,98,217.27</td> </tr> <tr> <td>25/04/2018</td> <td></td> <td>₹ 210.00</td> </tr> <tr> <td>FRANKING CHAR...</td> <td></td> <td>₹ 6,72,589.27</td> </tr> <tr> <td>19/04/2018</td> <td>265023</td> <td>₹ 2,328.00</td> </tr> <tr> <td>SHIV SMRUTI CO</td> <td></td> <td>₹ 6,72,799.27</td> </tr> <tr> <td>10/04/2018</td> <td></td> <td>₹ 1,000.00</td> </tr> <tr> <td>IMPS/P2A/81010...</td> <td></td> <td>₹ 6,75,127.27</td> </tr> <tr> <td>10/04/2018</td> <td></td> <td>₹ 756.00</td> </tr> <tr> <td>NEFT PMT NKGS...</td> <td></td> <td>₹ 6,76,127.27</td> </tr> <tr> <td>10/04/2018</td> <td></td> <td>₹ 2.94</td> </tr> <tr> <td>Charges for :NEFT...</td> <td></td> <td>₹ 6,76,883.27</td> </tr> <tr> <td>05/04/2018</td> <td>414157</td> <td>₹ 10,000.00</td> </tr> <tr> <td>CASH-E</td> <td></td> <td>₹ 6,76,886.21</td> </tr> <tr> <td>05/04/2018</td> <td></td> <td>₹ 136.44</td> </tr> <tr> <td>I/W APBS CREDIT ...</td> <td></td> <td>₹ 6,86,886.21</td> </tr> <tr> <td>04/04/2018</td> <td></td> <td>₹ 375.00</td> </tr> <tr> <td>NKGSBMOB/WIB/...</td> <td></td> <td>₹ 6,86,749.77</td> </tr> </table> <p>Statement Period</p> <p>DASHBOARD ACCOUNTS TRANSACTIONS BILLPAY MORE</p>	27/04/2018		₹ 25,628.00	SALARY Apr18		₹ 6,98,217.27	25/04/2018		₹ 210.00	FRANKING CHAR...		₹ 6,72,589.27	19/04/2018	265023	₹ 2,328.00	SHIV SMRUTI CO		₹ 6,72,799.27	10/04/2018		₹ 1,000.00	IMPS/P2A/81010...		₹ 6,75,127.27	10/04/2018		₹ 756.00	NEFT PMT NKGS...		₹ 6,76,127.27	10/04/2018		₹ 2.94	Charges for :NEFT...		₹ 6,76,883.27	05/04/2018	414157	₹ 10,000.00	CASH-E		₹ 6,76,886.21	05/04/2018		₹ 136.44	I/W APBS CREDIT ...		₹ 6,86,886.21	04/04/2018		₹ 375.00	NKGSBMOB/WIB/...		₹ 6,86,749.77
27/04/2018		₹ 25,628.00																																																					
SALARY Apr18		₹ 6,98,217.27																																																					
25/04/2018		₹ 210.00																																																					
FRANKING CHAR...		₹ 6,72,589.27																																																					
19/04/2018	265023	₹ 2,328.00																																																					
SHIV SMRUTI CO		₹ 6,72,799.27																																																					
10/04/2018		₹ 1,000.00																																																					
IMPS/P2A/81010...		₹ 6,75,127.27																																																					
10/04/2018		₹ 756.00																																																					
NEFT PMT NKGS...		₹ 6,76,127.27																																																					
10/04/2018		₹ 2.94																																																					
Charges for :NEFT...		₹ 6,76,883.27																																																					
05/04/2018	414157	₹ 10,000.00																																																					
CASH-E		₹ 6,76,886.21																																																					
05/04/2018		₹ 136.44																																																					
I/W APBS CREDIT ...		₹ 6,86,886.21																																																					
04/04/2018		₹ 375.00																																																					
NKGSBMOB/WIB/...		₹ 6,86,749.77																																																					

<p>Deposit account details:</p>	<p>OTP</p> <p>Please enter OTP received on your registered mobile number</p> <p>Enter OTP</p> <p>Beneficiary Added Successfully Newly Added Beneficiaries Will be Available for Transactions Only After Cooling Period of 30 minutes</p> <p>OK</p> <p>DASHBOARD ACCOUNTS TRANSACTIONS BILLPAY MORE</p>
---------------------------------	--



<p>Account details of deposit account a) Account details</p>	 <p>The screenshot shows the 'Account Details' screen in the NKGSB mobile app. At the top, there is a back arrow and the title 'Account Details'. Below this, a dropdown menu shows 'Deposit (4 Accounts)' with the selected account number '011200700000768'. The main content area lists the following details: IFSC: NKGS0000011; Account Type: Term Deposit Account; Customer ID: 28837; Open Date: 30/03/2015; A/c Balance: ₹ 2,384.00; Term of FD: 36 Months 0 Days; and Rate Of Interest. At the bottom, there is a navigation bar with icons for DASHBOARD, ACCOUNTS (highlighted with a red underline), TRANSACTIONS, BILLPAY, and MORE.</p>
<p>Loan account details</p>	

←
Accounts

Loan (3 Accounts) ₹ 46,18,496.00 ▾

Account No.
[002300400000809](#) >

Next Installment Due Date	Outstanding Amount	Sanctioned Amount
31/08/2018	₹ 4,55,999.00	₹ 5,00,000.00

Account No.
[002302600000703](#) >

Next Installment Due Date	Outstanding Amount	Sanctioned Amount
31/08/2018	₹ 37,59,000.00	₹ 45,00,000.00

Account No.
[002302800000556](#) >

Next Installment Due Date	Outstanding Amount	Sanctioned Amount

DASHBOARD

ACCOUNTS

TRANSACTION

BILLPAY

MORE

←
Account Details

Loan (1 Accounts) 002302800000168 ▾

ACCOUNT DETAILS

STATEMENT

IFSC
NKGS0000002

Account Type
Loan Account

Account Number
002302800000168

Account Type
Loan

Account Holder Name
ASHWINI A DALVI

DASHBOARD

ACCOUNTS

TRANSACTION

BILLPAY

MORE

Statement of loan accounts

← Account Details

31/07/2018 00230040000080...	₹ 3,399.00 -₹ 4,55,999.00
27/07/2018 3004 Jul18	₹ 5,500.00 -₹ 4,52,600.00
30/06/2018 00230040000080...	₹ 3,308.00 -₹ 4,58,100.00
28/06/2018 3004 Jun18	₹ 5,500.00 -₹ 4,54,792.00
31/05/2018 00230040000080...	₹ 3,432.00 -₹ 4,60,292.00
28/05/2018 3004 May18	₹ 5,500.00 -₹ 4,56,860.00
30/04/2018 00230040000080...	₹ 1.00 -₹ 4,62,360.00
30/04/2018 00230040000080...	₹ 3,337.00 -₹ 4,62,359.00
27/04/2018 3004 Apr18	₹ 5,500.00 -₹ 4,59,022.00
31/03/2018 00230040000080...	₹ 1.00 -₹ 4,64,522.00

DASHBOARD ACCOUNTS TRANSACTIONS BILLPAY MORE

Period wise statement can be viewed

← Account Details

28/05/2018 3004 May18	₹ 5,500.00 -₹ 4,56,860.00
30/04/2018 00230040000080...	₹ 1.00 -₹ 4,62,360.00
30/04/2018 00230040000080...	₹ 3,337.00 -₹ 4,62,359.00
27/04/2018 3004 Apr18	₹ 5,500.00 -₹ 4,59,022.00
31/03/2018 00230040000080...	₹ 1.00 -₹ 4,64,522.00

Statement Period

Select Start Date
01/04/2018

Select End Date
13/08/2018

VIEW STATEMENT

DASHBOARD ACCOUNTS TRANSACTIONS BILLPAY MORE

From date:

←
Account Details

31/05/2018 00230040000080...	₹ 3,432.00 -₹ 4,60,292.00
28/05/2018 3004 May18	₹ 5,500.00 -₹ 4,56,860.00
30/04/2018 00230040000080...	₹ 1.00 -₹ 4,62,360.00
30/04/2018 00230040000080...	₹ 3,337.00 -₹ 4,62,359.00
27/04/2018 3004 Apr18	₹ 5,500.00 -₹ 4,59,022.00

Statement Period


Select Start Date 📅


01/04/2018


Select End Date 📅


13/08/2018


VIEW STATEMENT


DASHBOARD


ACCOUNTS


TRANSACTION...


BILLPAY


MORE

To date

← Account Details

Date	Instrument	Amount
31/07/2018	00230040000080...	₹ 3,399.00
		₹ 4,55,999.00
27/07/2018	3004 Jul18	₹ 5,500.00
		₹ 4,52,600.00
30/06/2018	00230040000080...	₹ 3,308.00
		₹ 4,58,100.00
28/06/2018	3004 Jun18	₹ 5,500.00
		₹ 4,54,792.00
31/05/2018	00230040000080...	₹ 3,432.00
		₹ 4,60,292.00
28/05/2018	3004 May18	₹ 5,500.00
		₹ 4,56,860.00
30/04/2018	00230040000080...	₹ 1.00
		₹ 4,62,360.00
30/04/2018	00230040000080...	₹ 3,337.00
		₹ 4,62,359.00
27/04/2018	3004 Apr18	₹ 5,500.00
		₹ 4,59,022.00

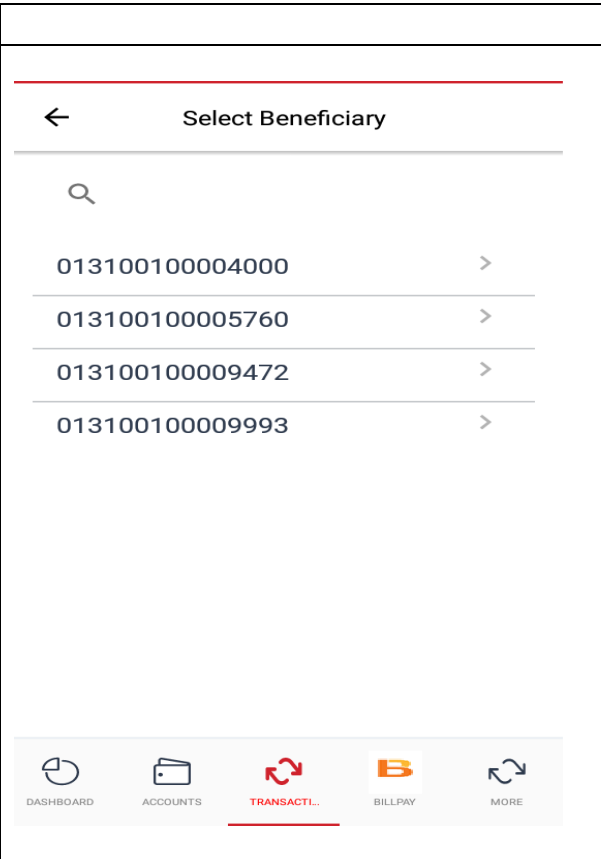
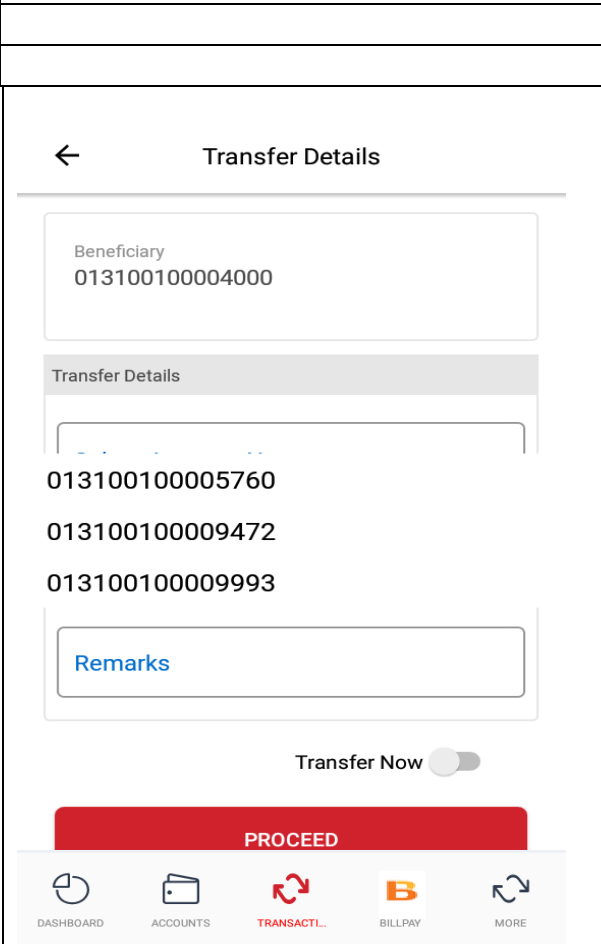
DASHBOARD
 ACCOUNTS
 TRANSACT...
 BILLPAY
 MORE

Funds transfer functionality

← Funds Transfer

- Transfer In Own Accounts** >
 Transfer funds between accounts linked to yo...
- Within NKGSB** >
 Transfer to other NKGSB account-holders
- To Other Banks** >
 Transfer funds to accounts in non-NKGSB ac...
- Stop Scheduler** >
 Stop Schedule Payments
- Transfer History** >
 Fund Transfer History
- Manage Payees** >

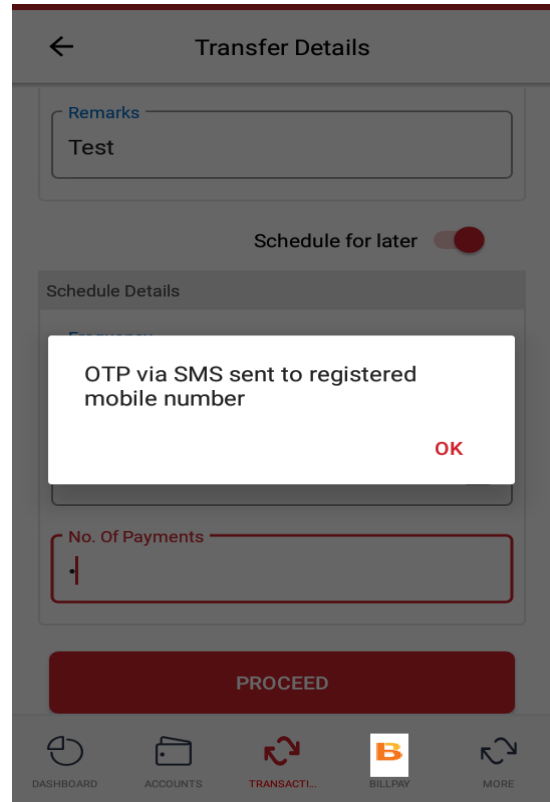
DASHBOARD
 ACCOUNTS
 TRANSACT...
 BILLPAY
 MORE

<p>Transfer in own accounts:</p> <p>Select Beneficiary:</p>	 <p>The screenshot shows a mobile application interface for selecting a beneficiary. At the top, there is a back arrow and the title "Select Beneficiary". Below this is a search icon. A list of four account numbers is displayed, each with a right-pointing chevron: 013100100004000, 013100100005760, 013100100009472, and 013100100009993. At the bottom, there is a navigation bar with five icons: Dashboard, Accounts, Transact... (highlighted in red), Billpay, and More.</p>
<p>Transfer between own accounts</p>	 <p>The screenshot shows a mobile application interface for transfer details. At the top, there is a back arrow and the title "Transfer Details". Below this is a form field for the beneficiary, containing the account number 013100100004000. Underneath is a section titled "Transfer Details" with a list of three account numbers: 013100100005760, 013100100009472, and 013100100009993. Below the list is a "Remarks" field. At the bottom, there is a "Transfer Now" toggle switch and a red "PROCEED" button. The same navigation bar as in the previous screenshot is at the very bottom.</p>

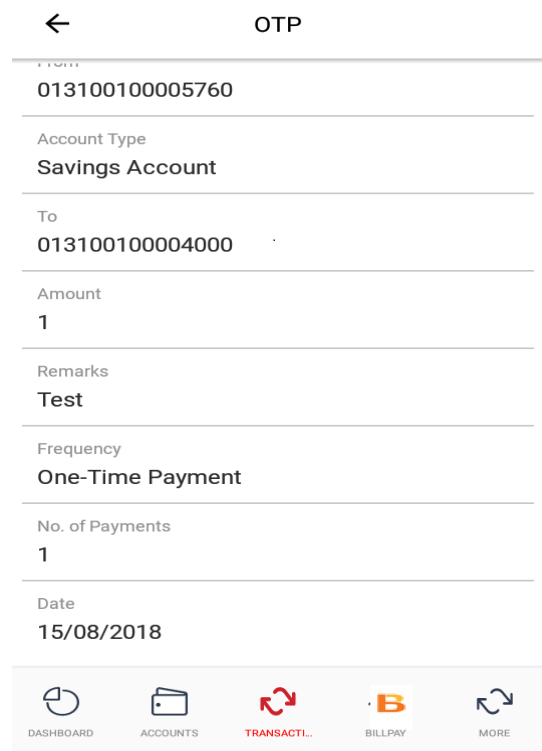
Scheduler can be set

Schedule details :

OTP will receive



After entering OTP:



<p>Funds transfer successful A) Part 1</p>	
<p>B) Part 2</p>	

Manage payee

Within NKGSB
Other Banks

← Manage Payees

Please select a payee to view & edit details

NKGSB OTHERS BANKS

Check2 >
NKGSB COOPERATIVE BANK LIMITED|
02910010000901|Savings Account

tp p >
NKGSB COOPERATIVE BANK LIMITED|
02410010000928|Savings Account

Qq >
nkgsb|011100100014629|Savings Account

Dada >
NKGSB COOPERATIVE BANK LIMITED|
013100100004217|Savings Account

Sk + >
NKGSB COOPERATIVE BANK LIMITED|
032100100001237|Savings Account

DASHBOARD ACCOUNTS TRANSACT... BILLPAY MORE

Add payee

← Add Payee

Add Details

Payee Name
Mmm

Nickname
Nnn

NKGSB OTHERS BANKS

Account No.
011100100016259

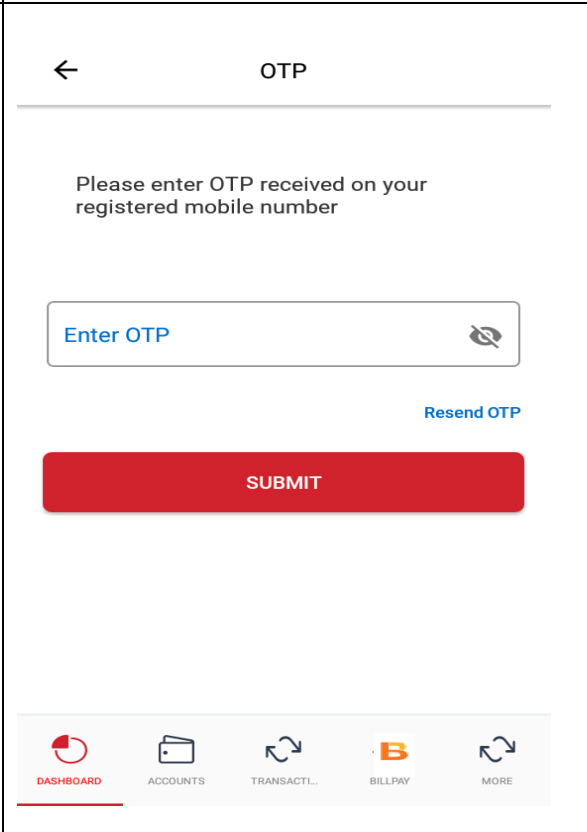
Search Branch

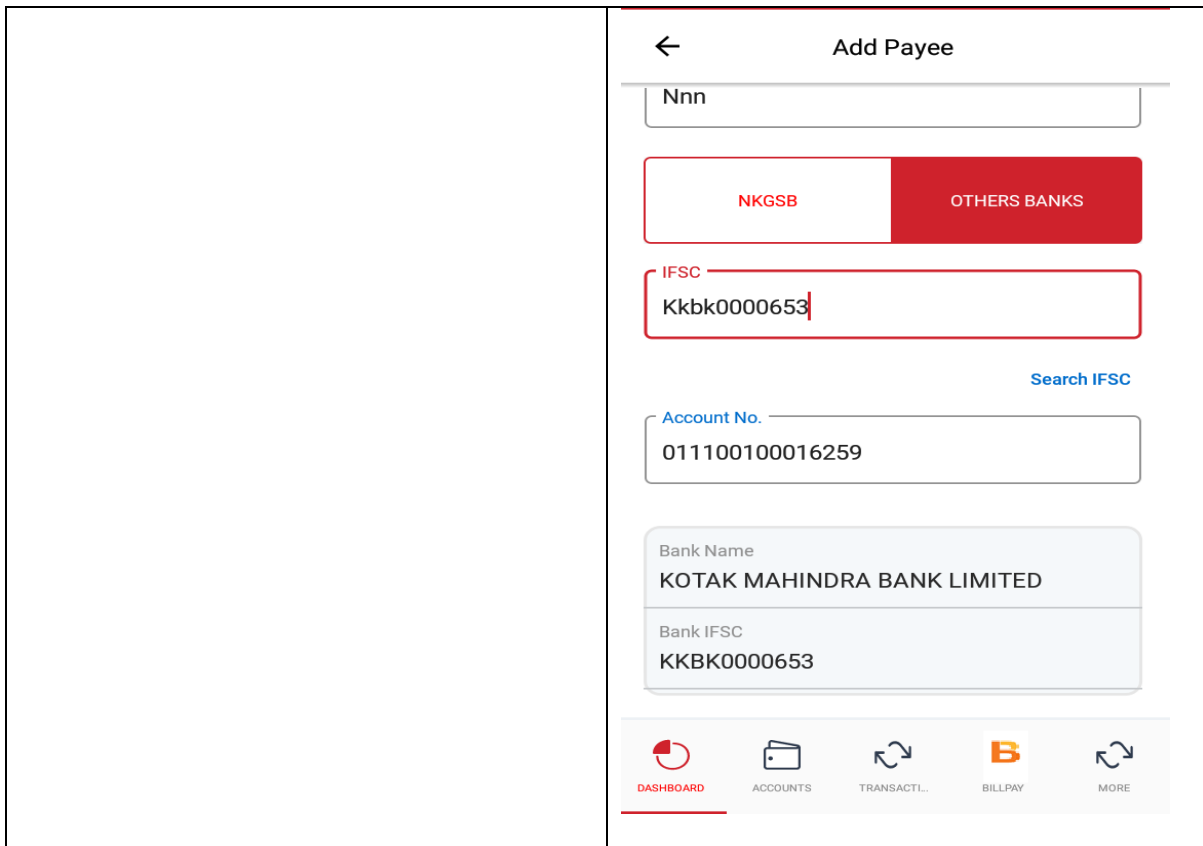
Account Holder Name
SHREERANG S DEUSKAR

Account Number
011100100016259

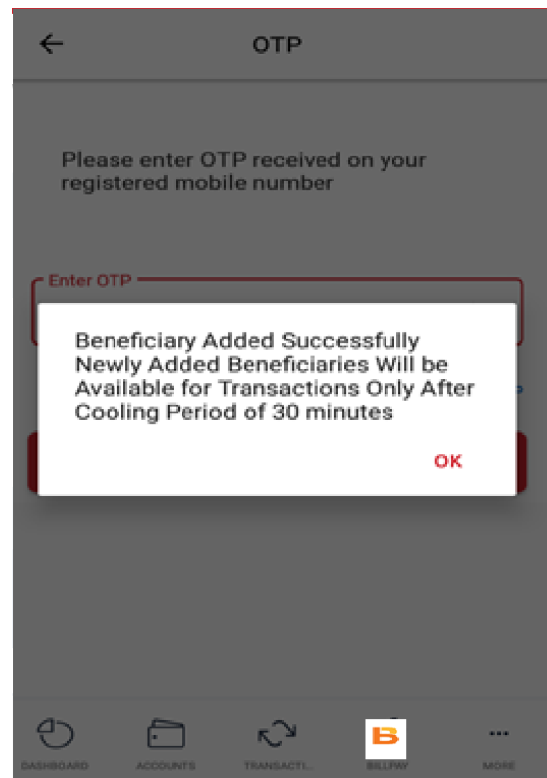
DASHBOARD ACCOUNTS TRANSACT... BILLPAY MORE



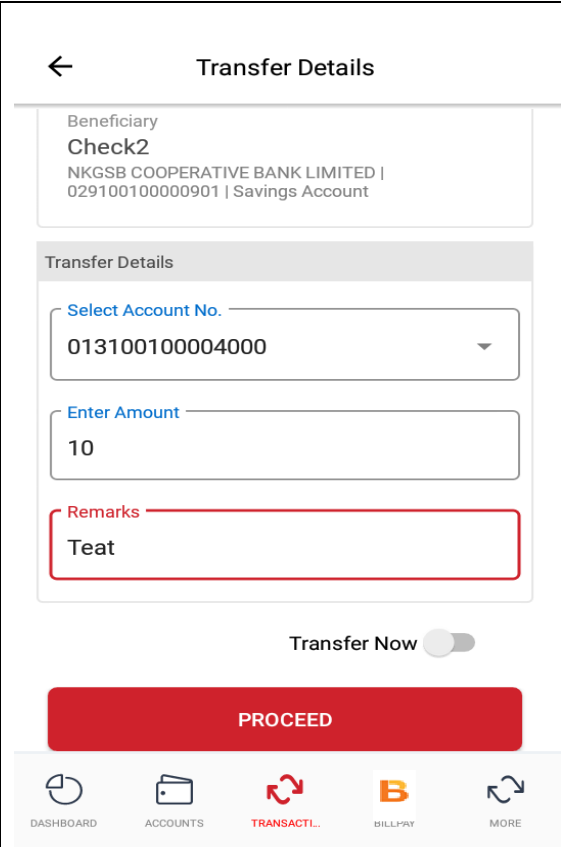
OTP page	
Add payee - Other Bank	



After entering OTP 'successful addition of beneficiary' message



Funds transfer to other bank



← **Transfer Details**

Beneficiary
Check2
NKGSB COOPERATIVE BANK LIMITED |
02910010000901 | Savings Account

Transfer Details

Select Account No.
013100100004000

Enter Amount
10

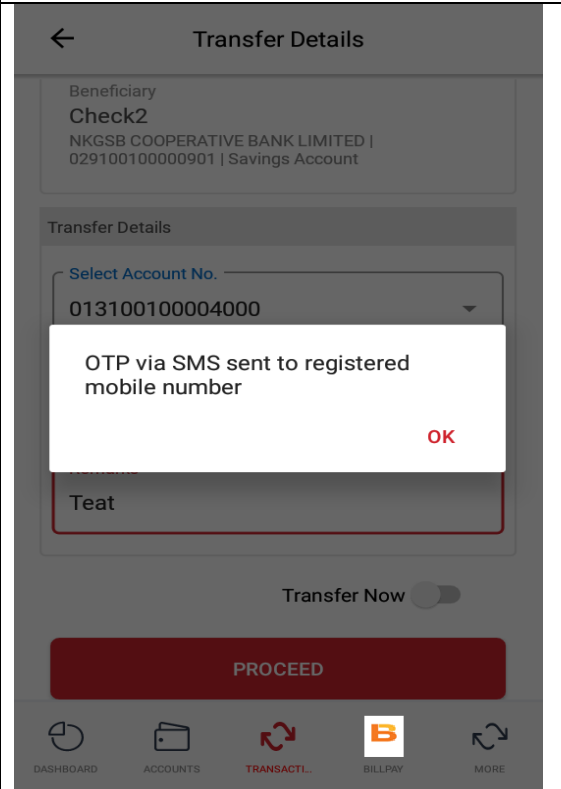
Remarks
Teat

Transfer Now

PROCEED

DASHBOARD ACCOUNTS **TRANSACTL.** BILLPAY MORE

OTP receives



← **Transfer Details**

Beneficiary
Check2
NKGSB COOPERATIVE BANK LIMITED |
02910010000901 | Savings Account

Transfer Details

Select Account No.
013100100004000

OTP via SMS sent to registered mobile number
OK

Teat

Transfer Now

PROCEED

DASHBOARD ACCOUNTS **TRANSACTL.** BILLPAY MORE

Page on which OTP to be entered

← **OTP**

Transaction Type
Within Bank Transfer

From
013100100004000

Account Type
Savings Account






To
029100100000901

Amount
10

Remarks
Teat

Date
14-Aug-18


Please enter OTP received on your registered mobile number.

DASHBOARD ACCOUNTS **TRANSACTIONS** BILLPAY MORE

Funds transfer successful message

← **Transfer Success**



Your transfer was successful

Transaction Type
Within Bank Transfer






From
ATUL | 013100100004000

Account Type
Savings Account

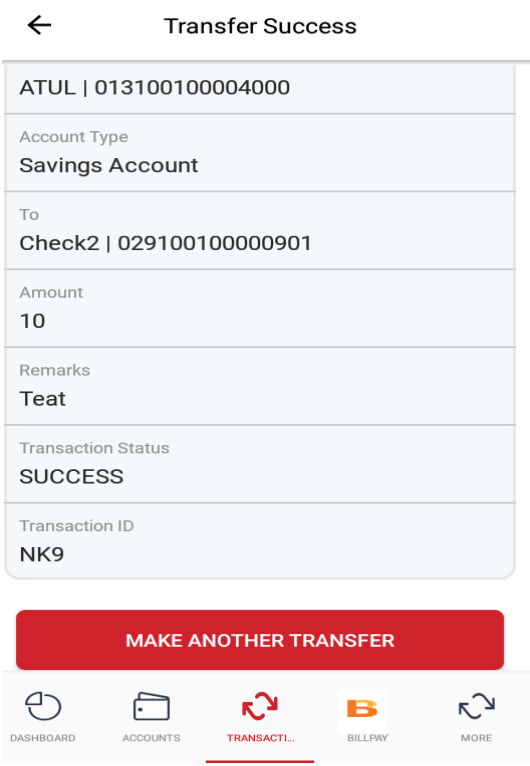
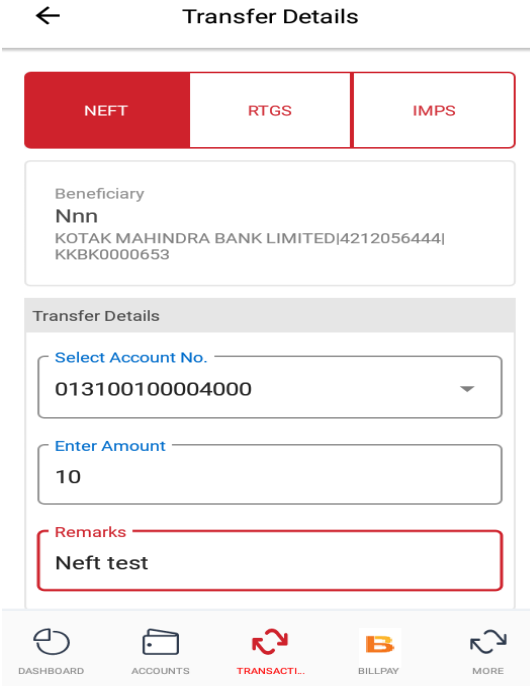
To
Check2 | 029100100000901

Amount
10

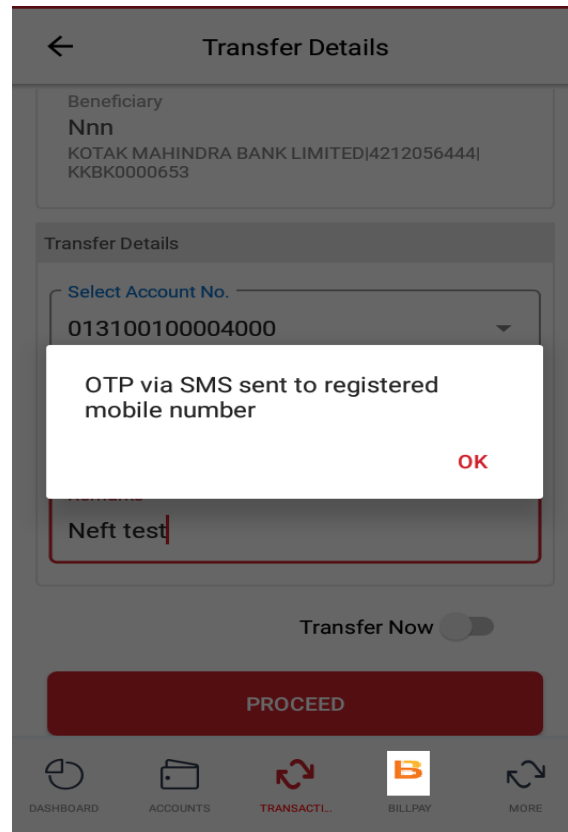
Remarks
Teat

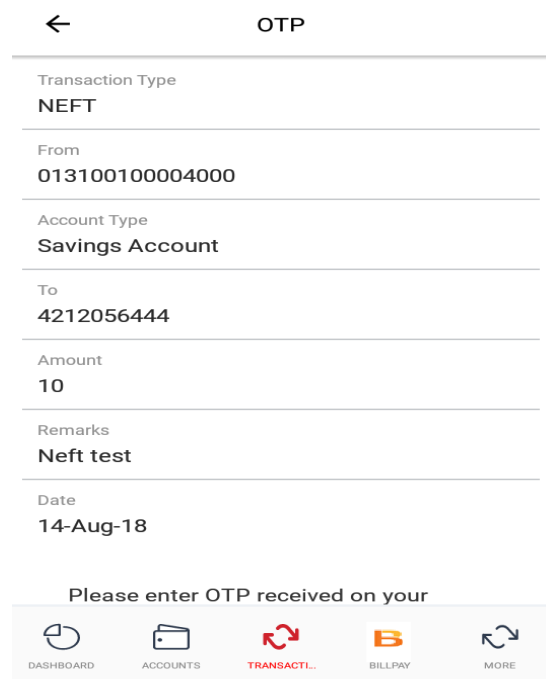
DASHBOARD ACCOUNTS **TRANSACTIONS** BILLPAY MORE

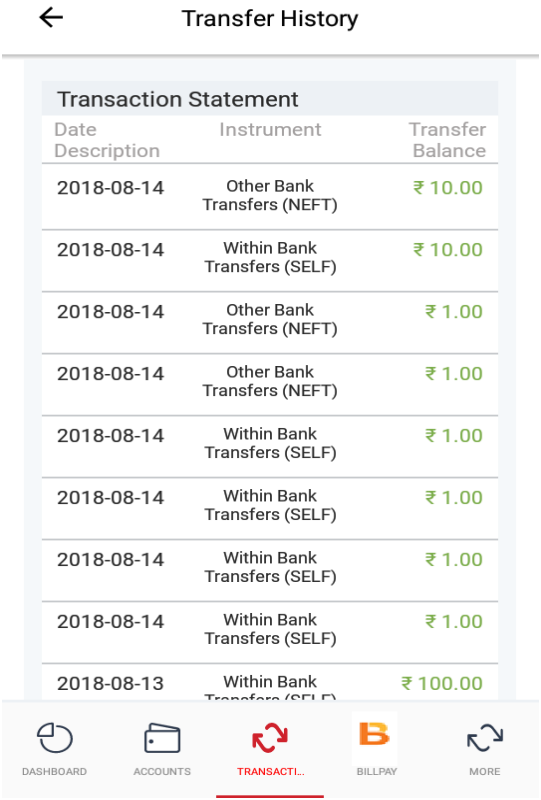
<p>After successful funds transfer message</p>	
<p>Outside bank transfer - There are 3 option NEFT RTGS IMPS</p>	

OTP receives















Page in which user has to enter OTP



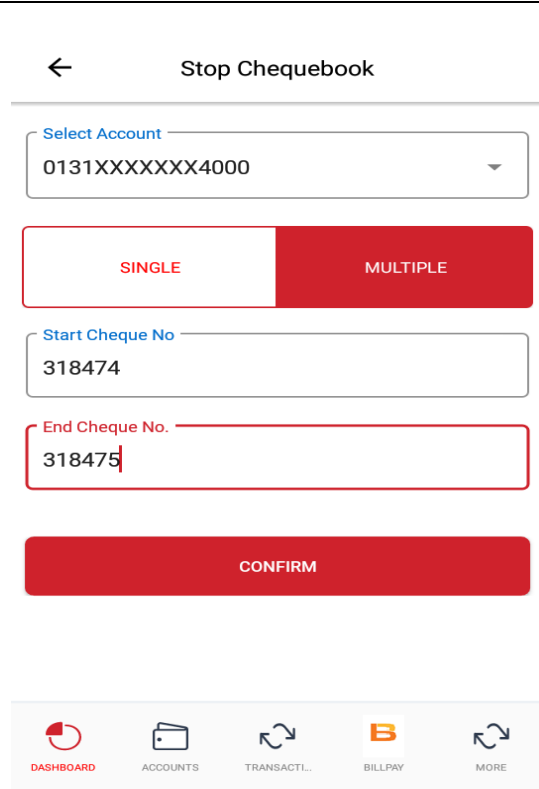
<p>Transfer history functionality</p>	 <p>← Transfer History</p> <table border="1"> <thead> <tr> <th colspan="3">Transaction Statement</th> </tr> <tr> <th>Date</th> <th>Instrument</th> <th>Transfer Balance</th> </tr> </thead> <tbody> <tr> <td>2018-08-14</td> <td>Other Bank Transfers (NEFT)</td> <td>₹ 10.00</td> </tr> <tr> <td>2018-08-14</td> <td>Within Bank Transfers (SELF)</td> <td>₹ 10.00</td> </tr> <tr> <td>2018-08-14</td> <td>Other Bank Transfers (NEFT)</td> <td>₹ 1.00</td> </tr> <tr> <td>2018-08-14</td> <td>Other Bank Transfers (NEFT)</td> <td>₹ 1.00</td> </tr> <tr> <td>2018-08-14</td> <td>Within Bank Transfers (SELF)</td> <td>₹ 1.00</td> </tr> <tr> <td>2018-08-14</td> <td>Within Bank Transfers (SELF)</td> <td>₹ 1.00</td> </tr> <tr> <td>2018-08-14</td> <td>Within Bank Transfers (SELF)</td> <td>₹ 1.00</td> </tr> <tr> <td>2018-08-14</td> <td>Within Bank Transfers (SELF)</td> <td>₹ 1.00</td> </tr> <tr> <td>2018-08-13</td> <td>Within Bank Transfers (SELF)</td> <td>₹ 100.00</td> </tr> </tbody> </table> <p>DASHBOARD ACCOUNTS TRANSACTIONS BILLPAY MORE</p>	Transaction Statement			Date	Instrument	Transfer Balance	2018-08-14	Other Bank Transfers (NEFT)	₹ 10.00	2018-08-14	Within Bank Transfers (SELF)	₹ 10.00	2018-08-14	Other Bank Transfers (NEFT)	₹ 1.00	2018-08-14	Other Bank Transfers (NEFT)	₹ 1.00	2018-08-14	Within Bank Transfers (SELF)	₹ 1.00	2018-08-14	Within Bank Transfers (SELF)	₹ 1.00	2018-08-14	Within Bank Transfers (SELF)	₹ 1.00	2018-08-14	Within Bank Transfers (SELF)	₹ 1.00	2018-08-13	Within Bank Transfers (SELF)	₹ 100.00
Transaction Statement																																		
Date	Instrument	Transfer Balance																																
2018-08-14	Other Bank Transfers (NEFT)	₹ 10.00																																
2018-08-14	Within Bank Transfers (SELF)	₹ 10.00																																
2018-08-14	Other Bank Transfers (NEFT)	₹ 1.00																																
2018-08-14	Other Bank Transfers (NEFT)	₹ 1.00																																
2018-08-14	Within Bank Transfers (SELF)	₹ 1.00																																
2018-08-14	Within Bank Transfers (SELF)	₹ 1.00																																
2018-08-14	Within Bank Transfers (SELF)	₹ 1.00																																
2018-08-14	Within Bank Transfers (SELF)	₹ 1.00																																
2018-08-13	Within Bank Transfers (SELF)	₹ 100.00																																
<p>Services</p>																																		

<p>SERVICES</p> <p>1. Request checkbook</p>	
<p>Successful message of request</p>	

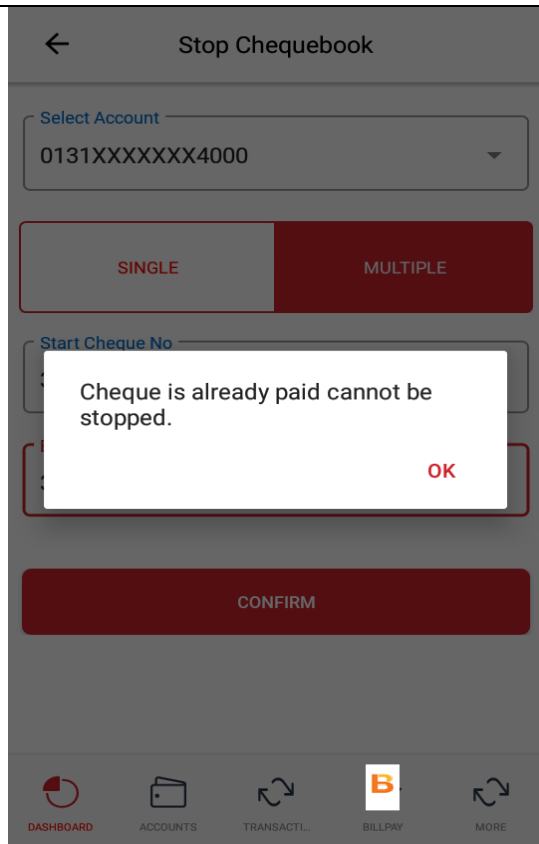
	<p>← Success</p> <hr/> <p></p> <p>Your request for New Cheque Book has been submitted. Your reference number is 343</p> <div data-bbox="826 510 1310 757"><p>Account Number 013100100004000</p><hr/><p>Service Request Number 343</p><hr/><p>Action Cheque Book Request</p></div> <div data-bbox="813 974 1324 1070"><p> DASHBOARD  ACCOUNTS  TRANSACTION  BILLPAY  MORE</p></div>
--	--

<p>2) Status of cheque</p>	<p>← Success</p> <hr/> <p></p> <p>Cheque Status Details</p> <div data-bbox="826 1400 1337 1550"><p>Cheque Status Paid</p><hr/><p>Action Cheque Status</p></div> <div data-bbox="813 1836 1348 1926"><p> DASHBOARD  ACCOUNTS  TRANSACTION  BILLPAY  MORE</p></div>
----------------------------	--

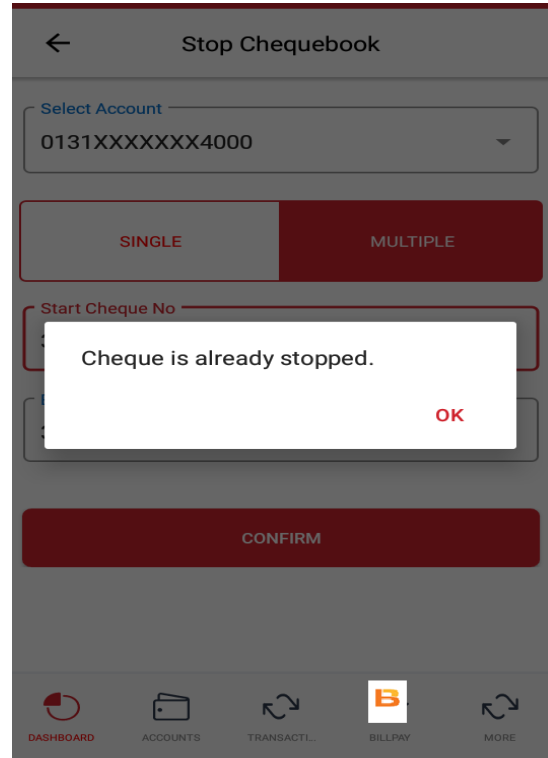
3) stop cheque



If cheque is already paid then it can not be stopped



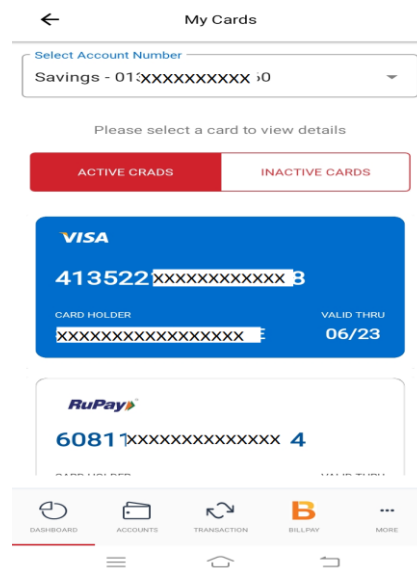
If cheque is already stopped then....

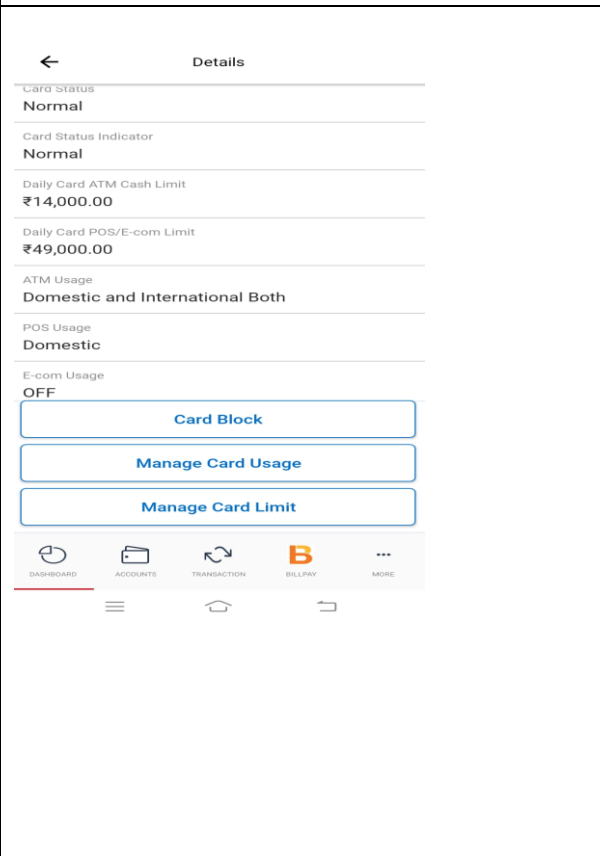
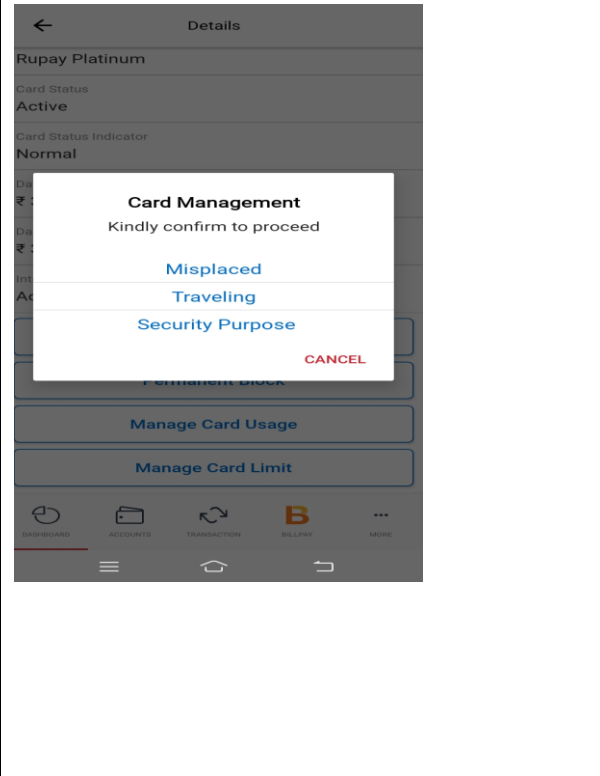


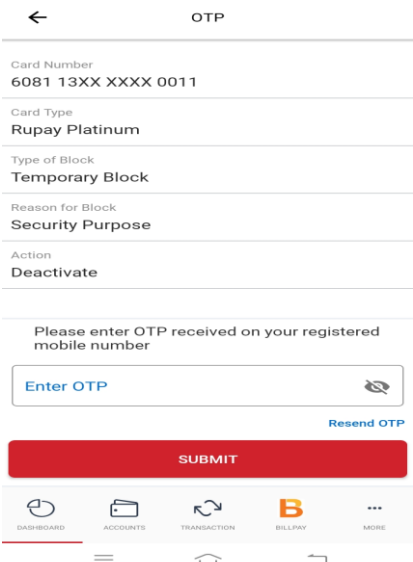
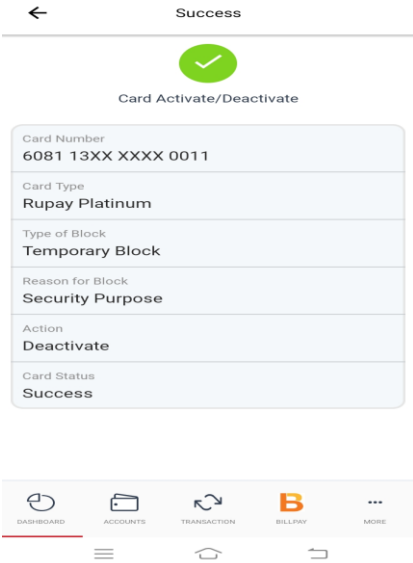
4) Card Management

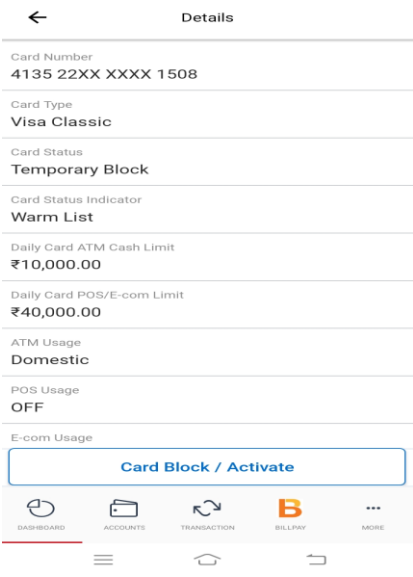
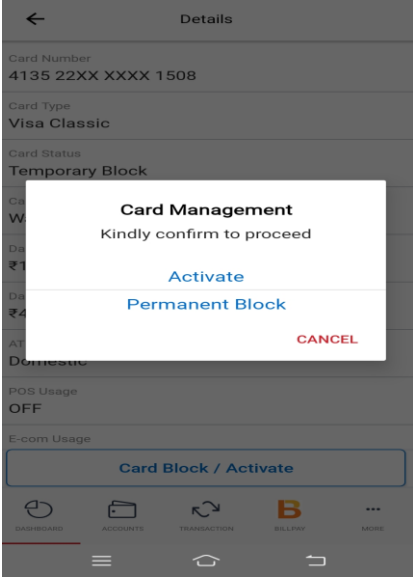
After selecting 'card' icon, and selecting the account from drop down user can see the linked cards (RuPay as well as VISA)

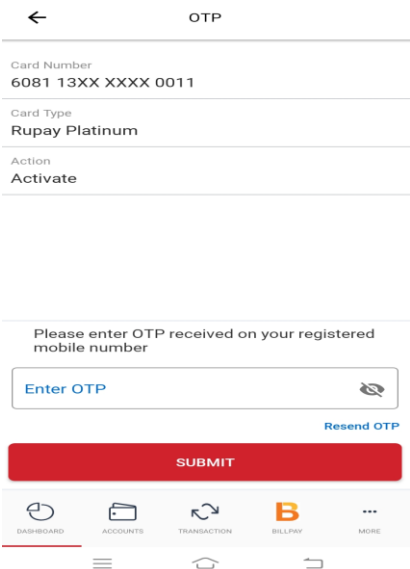
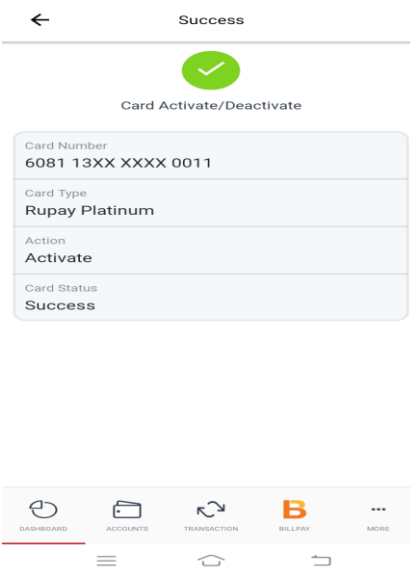
Inactive cards are those cards (New, renewed) of which 'Green PIN' is yet to be done

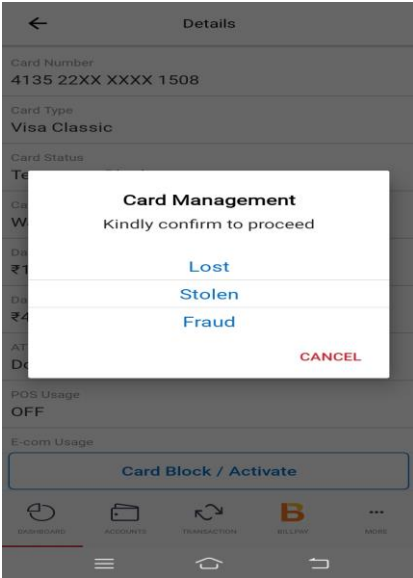
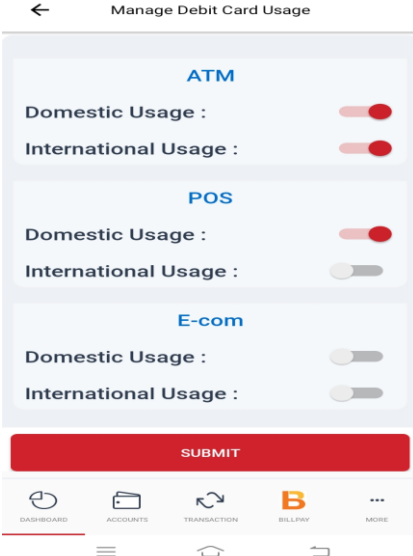


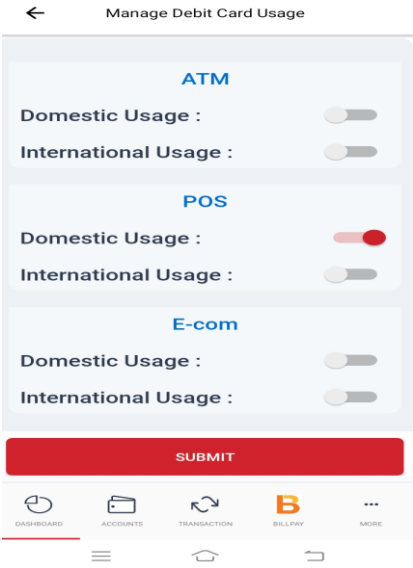
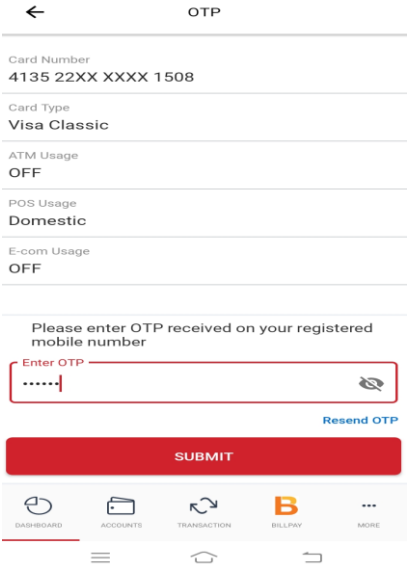
<p>After selecting specific card user will get this screen, default information</p> <ol style="list-style-type: none"> 1. Card status 2. Daily card ATM cash limit 3. Daily POS/E-com limit 4. ATM usage 5. POS usage 6. E-com usage 	
<p>A) Card block After selecting card block option, user can block his card either 'Temporary' or 'Permanently' Please note: Only 'Temporary blocked card' can be activated by user and 'Permanently blocked can not be activated, need to apply fresh</p>	

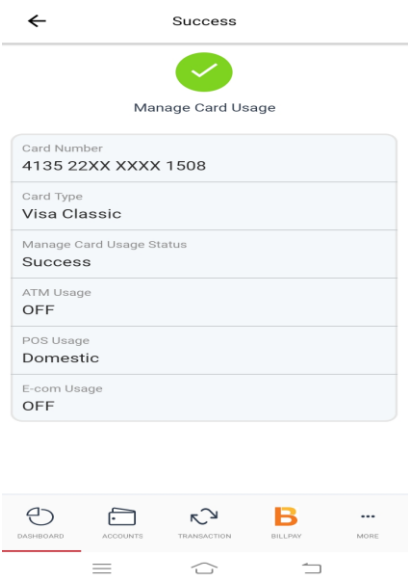
<p>OTP page</p>	
<p>Success page after blocking card</p>	

<p>Temporary blocked card can be</p> <ol style="list-style-type: none"> Activated Permanent blocked 	
<p>User can activate ONLY 'temporary blocked' card on its own.</p>	

<p>OTP screen</p>	
<p>Success receipt of Activation of card action</p>	

<p>Reasons for making card 'permanently block'.</p>	
<p>B) Manage card usage</p> <p>For VISA card user can see this screen For RuPay card for ATM, POS and E-com, only Domestic usage is available</p>	

<p>User can change usage control as per his/her requirement</p>	
<p>OTP page</p>	

<p>Success page</p>	
<p>C) Manage Debit card limit</p> <p>User can set his 'Daily ATM cash Limit' or/and combined 'POS/E-com limit'</p> <p>Please note : ATM limit can be multiple of 100 (min. Rs.100/-) POS/E-com limit can be min. Re.1/-</p>	

--	--

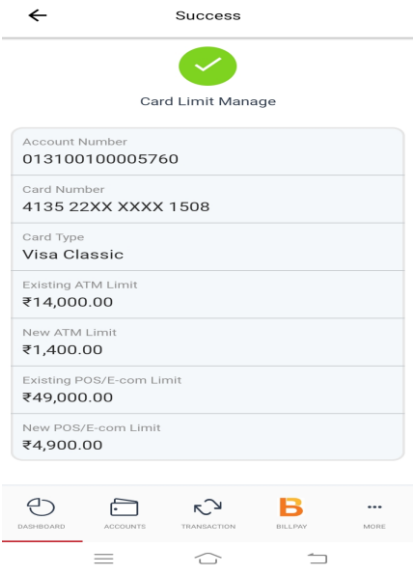
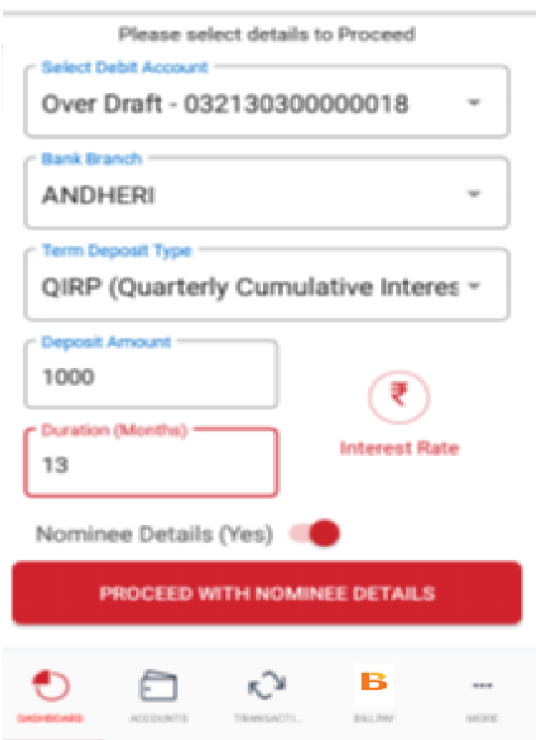
--	--

--	--

OTP page
User can see

- ➔ Earlier limit
- ➔ New limit set by user

--	--

<p>Success page</p>	
<p>5. open TD</p> <ul style="list-style-type: none"> - User can select account from which funds to be transferred - Branch in which TD should get open - Scheme under which TD should get open <p>Nominee tab be default will be 'YES'</p>	
<p>Nominee details page</p>	

a)

← **Nominee Details**

Please select nominee details to Proceed

Enter Nominee Name

Relation with you

Address

City

State

Zip Code

Country

DASHBOARD ACCOUNTS TRANSACTIONS BILLPAY MORE

b)

← **Nominee Details**

City

State

Zip Code

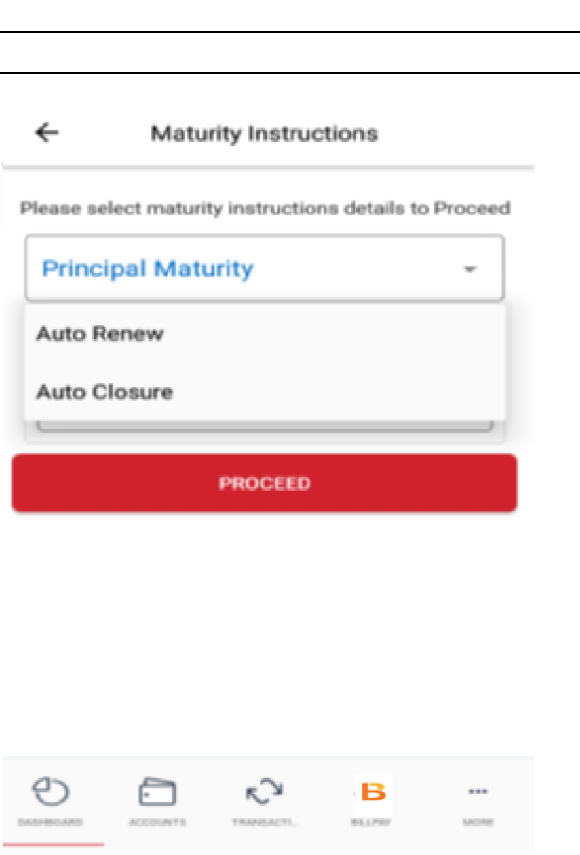
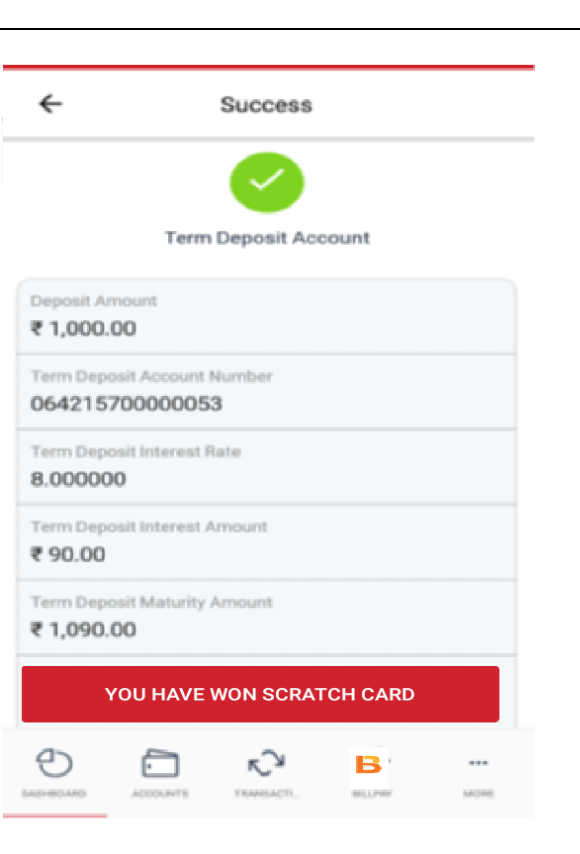
Country

Nominee Minor (No)

Enter Date of Birth

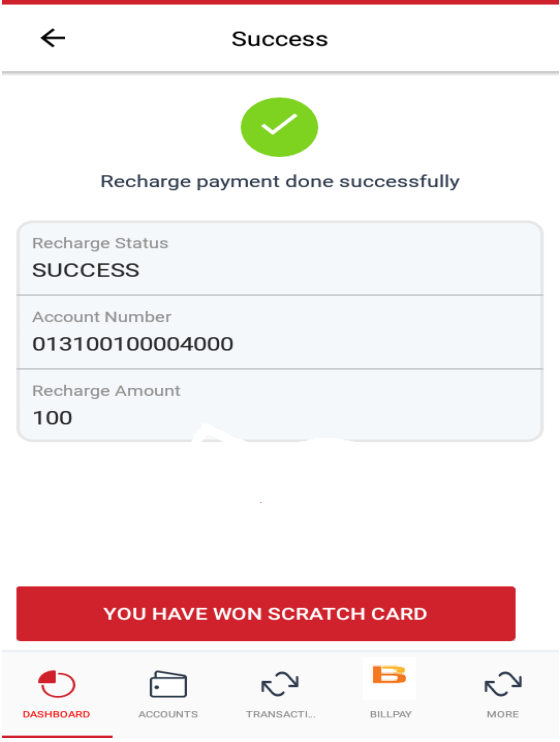
PROCEED

DASHBOARD ACCOUNTS TRANSACTIONS BILLPAY MORE

<p>Maturity Instruction</p>	 <p>The screenshot shows the 'Maturity Instructions' screen. At the top, there is a back arrow and the title 'Maturity Instructions'. Below this, a message says 'Please select maturity instructions details to Proceed'. There is a dropdown menu currently set to 'Principal Maturity'. Below the dropdown are two options: 'Auto Renew' and 'Auto Closure'. At the bottom of the screen is a prominent red button labeled 'PROCEED'. A navigation bar at the very bottom contains icons for Dashboard, Accounts, Transact, BillPay, and More.</p>
<p>After entering OTP</p> <p>User can get scratch card after clicking on the 'red button'</p>	 <p>The screenshot shows the 'Success' screen. At the top, there is a back arrow and the title 'Success'. Below this is a green checkmark icon and the text 'Term Deposit Account'. The screen displays the following details in a list format: Deposit Amount ₹ 1,000.00, Term Deposit Account Number 064215700000053, Term Deposit Interest Rate 8.000000, Term Deposit Interest Amount ₹ 90.00, and Term Deposit Maturity Amount ₹ 1,090.00. At the bottom of the details is a red button that says 'YOU HAVE WON SCRATCH CARD'. The same navigation bar as the previous screen is visible at the bottom.</p>

<p>RECHARGE - BILL PAY</p>	<div style="text-align: right;"> ← Recharge </div> <hr/> <p>Category Utility</p> <p>Subcategory PREPAID MOBILE</p> <p>Biller Name VODAFONE PREPAID</p> <p>Mobile Number 9167973609</p> <p>Amount 100</p> <p>Payment Account 0131XXXXXXXX4000</p> <p style="text-align: center;">RECHARGE</p> <div style="display: flex; justify-content: space-around;"> DASHBOARD ACCOUNTS TRANSACTIONS BILLPAY MORE </div>
<p>OTP page</p>	<div style="text-align: right;"> ← OTP </div> <hr/> <p>Biller VODAFONE PREPAID</p> <p>Biller Category Utility</p> <p>Biller Sub Category PREPAID MOBILE</p> <p>Mobile Number 9167973609</p> <p>Account Number 013100100004000</p> <p>Recharge Amount 100</p> <p style="text-align: center;">Please enter OTP received on your registered mobile number</p> <div style="display: flex; justify-content: space-around;"> DASHBOARD ACCOUNTS TRANSACTIONS BILLPAY MORE </div>




Payment success message for 'Recharge'	 <p>The screenshot shows a success message for a recharge payment. At the top, there is a red bar with a white left arrow and the word "Success". Below this is a green circle with a white checkmark. The text "Recharge payment done successfully" is centered. A light blue box contains the following details: "Recharge Status: SUCCESS", "Account Number: 013100100004000", and "Recharge Amount: 100". Below the box is a red button that says "YOU HAVE WON SCRATCH CARD". At the bottom, there is a navigation bar with icons and labels: "DASHBOARD" (with a red underline), "ACCOUNTS", "TRANSACTION...", "BILLPAY", and "MORE".</p>
Add Biller	

	<div data-bbox="810 248 1388 1003"><p>← Add Biller</p><p>Subcategory Mobile</p><p>Biller Name MTNL Dolphin Mumbai</p><p>Biller Nick Name Mtnl</p><p>Mobile Number 919969043381</p><p>Account Number 123546738</p><p>Autopay <input type="checkbox"/></p><p>ADD BILLER</p><p>DASHBOARD ACCOUNTS TRANSACTIONS BILLPAY MORE</p></div>
	<div data-bbox="810 1039 1388 1926"><p>← OTP</p><p>Biller MTNL Dolphin Mumbai</p><p>Biller Short Name Mtnl</p><p>Biller Category Telecom</p><p>Biller Sub Category Mobile</p><p>BBPS Status Not Available</p><p>Mobile Number 919969043381</p><p>Account Number 123546738</p><p>DASHBOARD ACCOUNTS TRANSACTIONS BILLPAY MORE</p></div>

Biller added successfully

← Success








Biller added and autopay failed

Biller	MTNL Dolphin Mumbai
Biller Short Name	Mtnl
Biller Category	Telecom
Biller Sub Category	Mobile
BBPS Status	Not Available
Mobile Number	919969043381

DASHBOARD ACCOUNTS TRANSACTIONS **BILLPAY** MORE

Instapay

Bill Payment

-  **Manage Billers**
Add or Delete Billers >
-  **View / Pay Bills**
Pay Bills from merchants you have added. >
-  **Recharge**
Pay Merchants >
-  **InstaPay**
Pay Merchants >
-  **Bill History**
Bill Pay History >

DASHBOARD ACCOUNTS TRANSACTION **BILLPAY** MORE

Any biller can be selected by user

Before making payment system shows details of the billers

User has to select the account through which he/she wants to debit and pay

← Pay Bill

BHARAT BILLPAY PAYMENT SYSTEM **B** BHARAT BILLPAY

Select Account

Payment Amount

Proceed

Cancel Done

Savings - 013100100004000

Savings - 013100100009993

Savings - 013100100009472

Savings - 013100100005760

Amount to be entered

← Pay Bill

BHARAT BILLPAY PAYMENT SYSTEM **B** BHARAT BILLPAY

Select Account

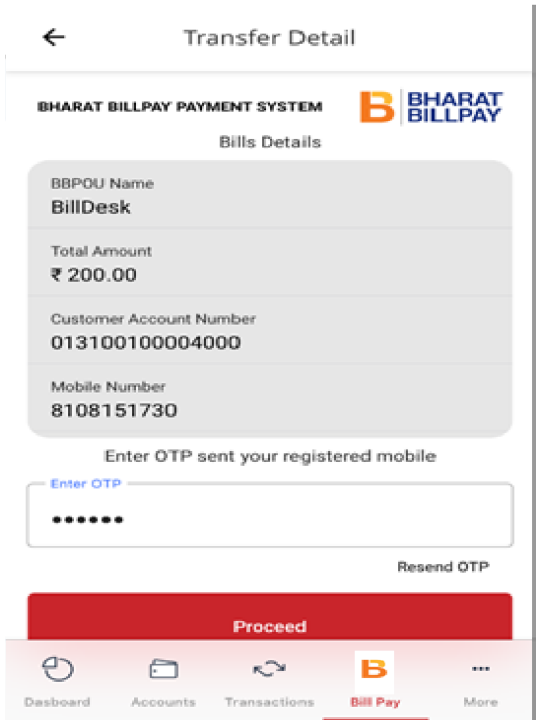
Savings - 013100100004000

Payment Amount

200

Proceed

Dashboard Accounts Transactions **Bill Pay** More

<p>Again system will ask confirmation page</p>	
<p>OTP page</p>	

Payment success screen
1)

